



Inglewood Unified School District
401 S. Inglewood Ave.
Inglewood, CA 90301

August 23, 2021

Dear Inglewood Unified School District (IUSD) Staff, Students, Families and Community:

The Inglewood Unified School District (IUSD) is committed to protecting the health and safety of our students and staff members. Although vaccines are not yet mandated, IUSD strongly encourages all staff to get the COVID-19 vaccine. In order to protect the vulnerable, IUSD will require all employees to either submit proof of full vaccination or be tested at least once per week. An employee is deemed “fully vaccinated” when an employer has documented that the person received, at least 14 days prior, either the second dose in a two-dose COVID-19 vaccine series (Pfizer/Moderna) or a single-dose COVID-19 vaccine (Johnson & Johnson). Fully vaccinated employees may participate on a voluntary basis or be required to participate in the testing program if they are experiencing symptoms of COVID-19, or have had confirmed close contact to a positive case. Although not currently required, we are asking that students participate in the weekly testing program.

All participants in the testing program must complete an online consent and registration process, which is outlined below. Detailed registration instructions are attached to this memo. Weekly testing will begin on Wednesday, August 24, 2021. Testing requirements are subject to change based upon community transmission data.

The District will continue to host COVID-19 vaccine clinics to serve the needs of all of our stakeholders. We will be offering vaccine clinics at each school site and we encourage you and your families to take advantage of these opportunities. The vaccine clinic schedule is available on our website and can be accessed below.

VACCINATIONS

Students ages 12 and older, family members of Inglewood Unified School District students, and community members are eligible to receive COVID-19 vaccinations at our school-based community vaccination centers. COVID-19 Vaccine Clinics will be hosted at each school site on a rotating schedule beginning the second week of the school year.

- The vaccine clinics are open to staff, students, families, and community members
- Each site will host two vaccine clinics:
 - [COVID-19 Vaccine Clinics \(By Date\)](#)
 - [COVID-19 Vaccine Clinics \(By Site\)](#)

For questions regarding the Vaccine Program, please contact Project Coordinator, Marvin Lawton, at (310) 912-9164 or vaccines@inglewoodusd.com.

COVID-19 TESTING

Onsite weekly COVID-19 testing will be conducted for staff and students through our partnerships with testing laboratories. This component of our mitigation strategy will add another layer of protection against the spread of COVID-19.

- **Parents/Guardians who wish to have their child participate must complete an [Online Registration](#) by scanning the QR Code or by visiting <https://sunriselab-ca.labsvc.net/patientportal/> to opt into the testing program.** Unvaccinated Employees are required to complete this registration. This is a one-time registration, which includes the consent required to participate in the testing program. Parents/Guardians may opt-out their students at any time.
- **There is no cost to participate in this program.** Parents/Guardians will be asked to input their child's health insurance information, if applicable, but they will not be billed or charged a copayment.
- **Our COVID-19 testing teams will visit each site once per week.** A team will visit each classroom and call small groups of 3-5 students at a time into the hallway to perform a cheek swab PCR test. Participating employees will be tested concurrently. We anticipate that the process will take 30-60 seconds per participant by the third week of implementation.



- Participants will receive direct notification of their results via email within 24 hours.

For questions regarding the COVID-19 Testing Program, please contact Project Coordinator, Jenny Fuentes, at (213) 476-3667 or COVIDTaskForce@inglewoodusd.com.

COVID-19 COMPLIANCE TASK FORCE

Positive Cases (Isolate)

Anyone who tests positive will be contacted by the Inglewood Unified School District COVID-19 Compliance Task Force. Positive cases will be asked to isolate at home in accordance with Los Angeles County Department of Public Health (LACDPH) guidelines.

- If the positive case experiences symptoms:
 - At least 10 days have passed since your symptoms first started and
 - You have had no fever for at least 24 hours (without the use of medicine that reduces fevers) and
 - Your symptoms have improved
- If the positive case never experiences any symptoms:
 - You must stay home for 10 days after the test was taken, but
 - If you develop symptoms, you need to follow the instructions above

Students under isolation will be allowed to participate in a short-term independent study program (not to exceed 15 school days) facilitated at the site level.

Contact Tracing (Identify Close Contacts)

The task force will conduct comprehensive contact tracing with the positive case to identify close contacts during the infectious period. The infectious period begins two days before the onset of symptoms for symptomatic cases or two days before the positive test result for asymptomatic cases. Close contacts are defined as follows:

- Any person who was within 6 feet of you for a total of 15 minutes or more over a 24-hour period
- Any person who has had unprotected contact with your body fluids and/or secretions. For example, you coughed or sneezed on them, you shared utensils, a cup, or saliva with them, or they cared for you without wearing appropriate protective equipment.

Close Contacts (Quarantine)

The task force will then reach out to close contacts to direct them to quarantine as follows:

- Stay home and separate yourself from others for 10 days
- Monitor your health for 14 days
- Follow the [Health Officer Quarantine Order](#) (for unvaccinated close contacts)
- It is recommended that you get tested for COVID-19
 - Drive-through testing options for close contacts will be available through the District

Students under quarantine will be allowed to participate in a short-term independent study program (not to exceed 15 school days) facilitated at the site level.

We strongly urge any staff member, parent, or student to notify the COVID-19 Compliance Task Force of any of the following via email to COVIDTaskForce@inglewoodusd.com:

- They are experiencing symptoms of COVID-19
- They have been in close contact with someone who has tested positive for COVID-19
- They have tested positive for COVID-19

If you have any questions, please do not hesitate to contact the COVID-19 Compliance Task Force at (213) 476-3667 or COVIDTaskForce@inglewoodusd.com.

Sincerely,

IUSD COVID-19 Compliance Task Force



COVID-19 Testing

Email us at: admin1@genstarlabs.net


The Registration Process

We'll guide you
throughout the
journey



Registration Process

Click link to access
registration portal:
[GenStar Labs Portal](#)



Home

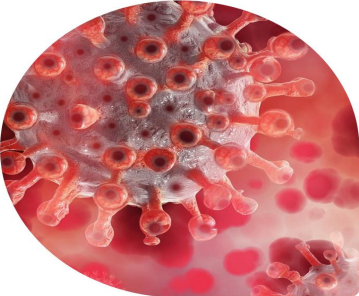
**Order a Covid 19
Test Today**
The simplest way to stay
informed and ahead of
Covid-19

In order to order a test/schedule an appointment, you must complete a health questionnaire. You need to have a **valid ID, insurance card or a credit card** before you can proceed with scheduling an appointment.


This process takes less than 3 minutes.

Order My Test Now

View My Results Now



Powered By

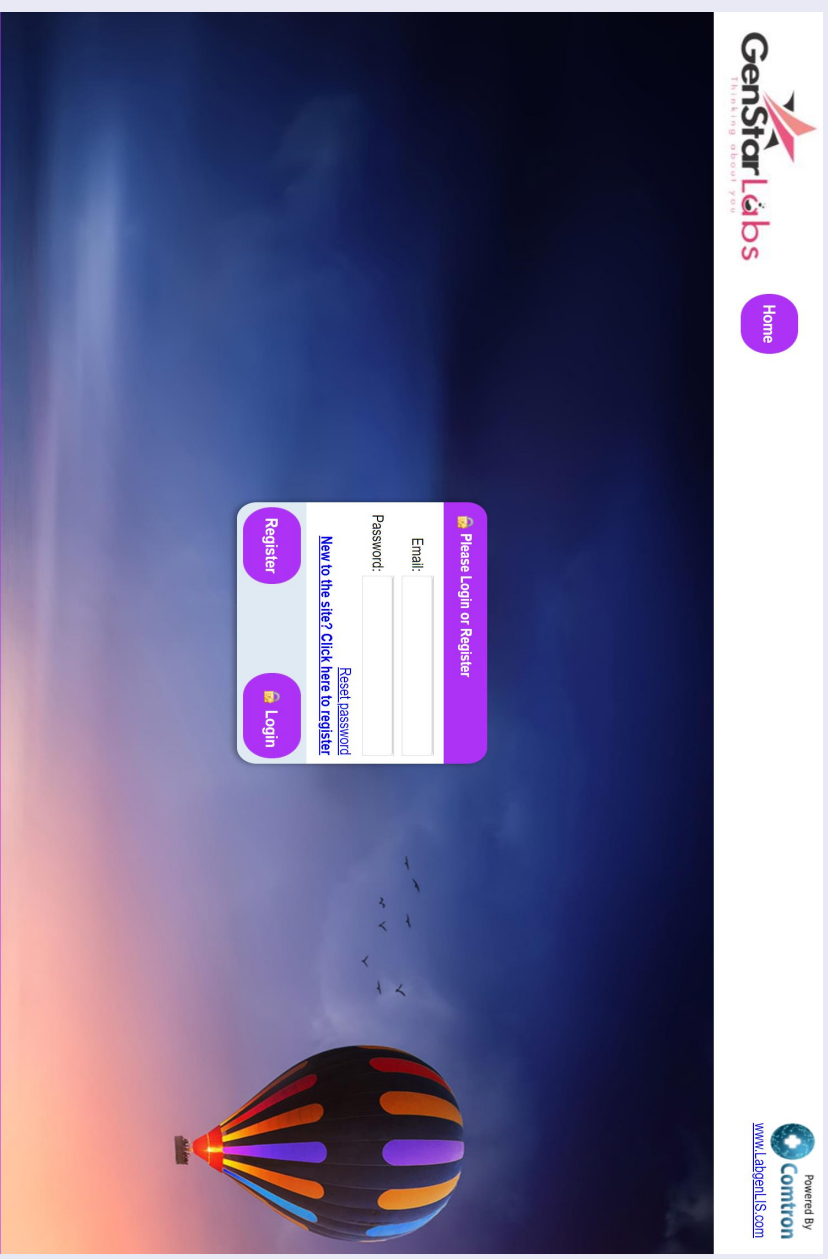
**Comtron**

www.labpanelis.com

Registration Process

To register, create a new account.

To check information, login to your account.



GenStar Labs
Thinking about you

Home

Powered By
Comtron
www.LabgenLS.com

Please Login or Register

Email:

Password:

[Reset Password](#)

[New to the site? Click here to register](#)

Register Login

Registration Process

To register, create a new account.

Provide the data needed to register, scroll down to complete information.


Home

☒ New to the site? Please Register

Personal Information

First Name: First Name

Last Name: Last Name

Date of Birth: MM/DD/YYYY 

Gender: ☐ Male ☐ Female

Race: Select a race...

Ethnicity: Select an ethnicity...

Contact Information

Address:

Address2:

Zip Code:

City:

State: Select a state...

Phone: (555) 555-5555

Home

Personal Physician (Optional)

Physician Name:

Physician Phone: (555) 555-5555


Insurance Information


☐ I don't have insurance

Primary Insurance: Type Insurance Name to Search

Policy #:

Group#:

Photo of Insurance Card: 

Back of Insurance Card: 


Account Information

Email:

Re-type Email:

Password: password

Home

Back of Insurance Card: 

Account Information

Email:

Re-type Email:

Password: password


Re-type Password: password

Verification Code

You will need to verify your account before you can sign in. Please choose how you would like to receive the verification code.

☐ Email

☐ Text message

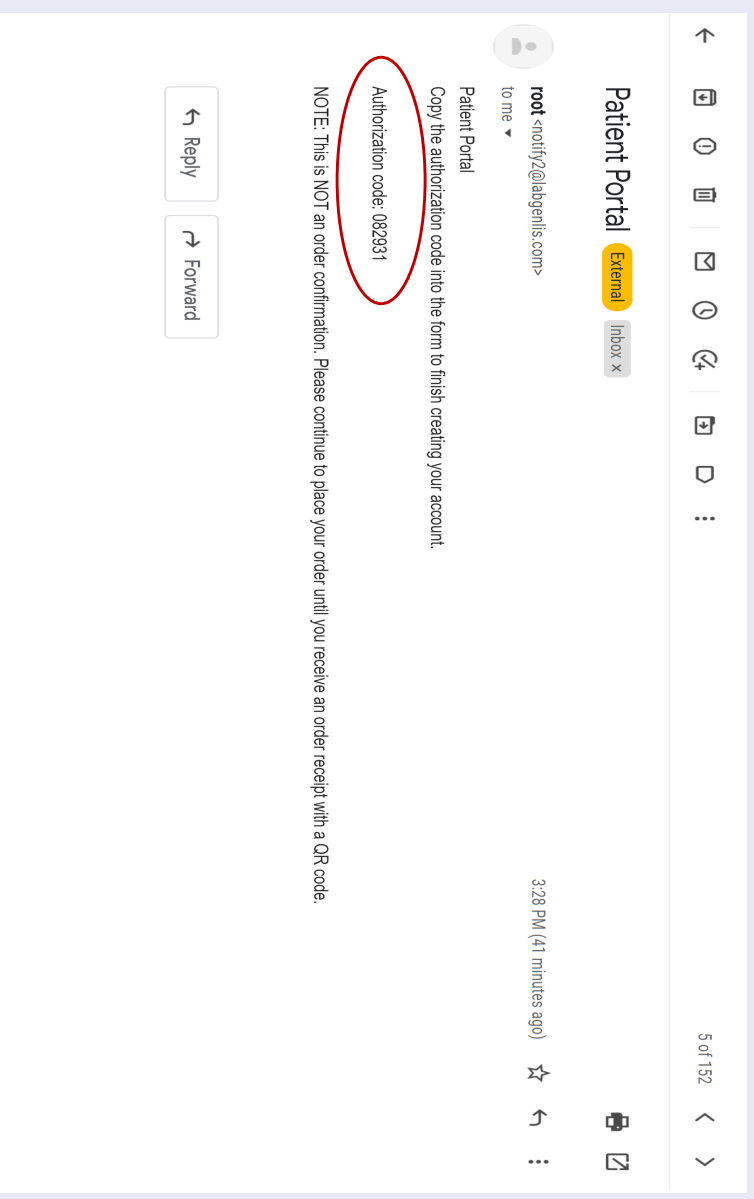


Click to REGISTER

Registration Process

After registering, you will receive an email that you use to complete the account.

Remember to use the authorization code from your email to verify your account.



Registration Process

Enter the use the authorization code from your email to verify your account.

GenStar Labs
Training school for you

Home

Powered By
Contron
www.ladgenlls.com

Verify your Account

Please enter your verification code below to activate your account.

Enter Code Here

Verify Account

If you did not receive your verification code or your verification code expired, click Request new Verification Code below.

Request new Verification Code

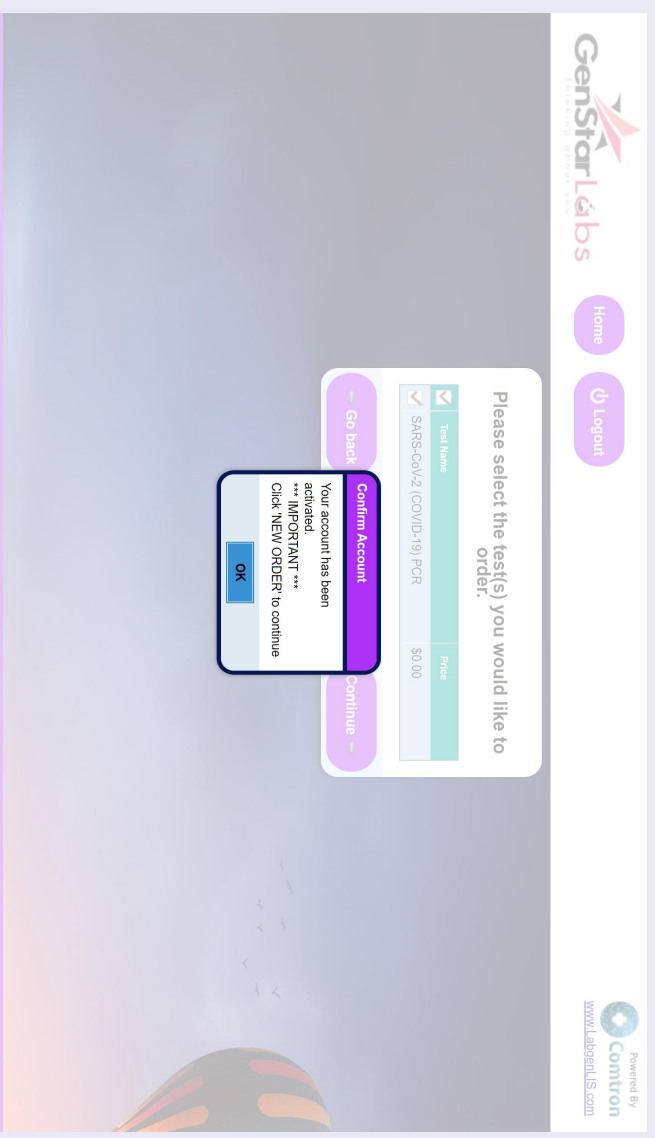
How do you want to receive your code?

☒ Email

☐ Text message

Registration Process

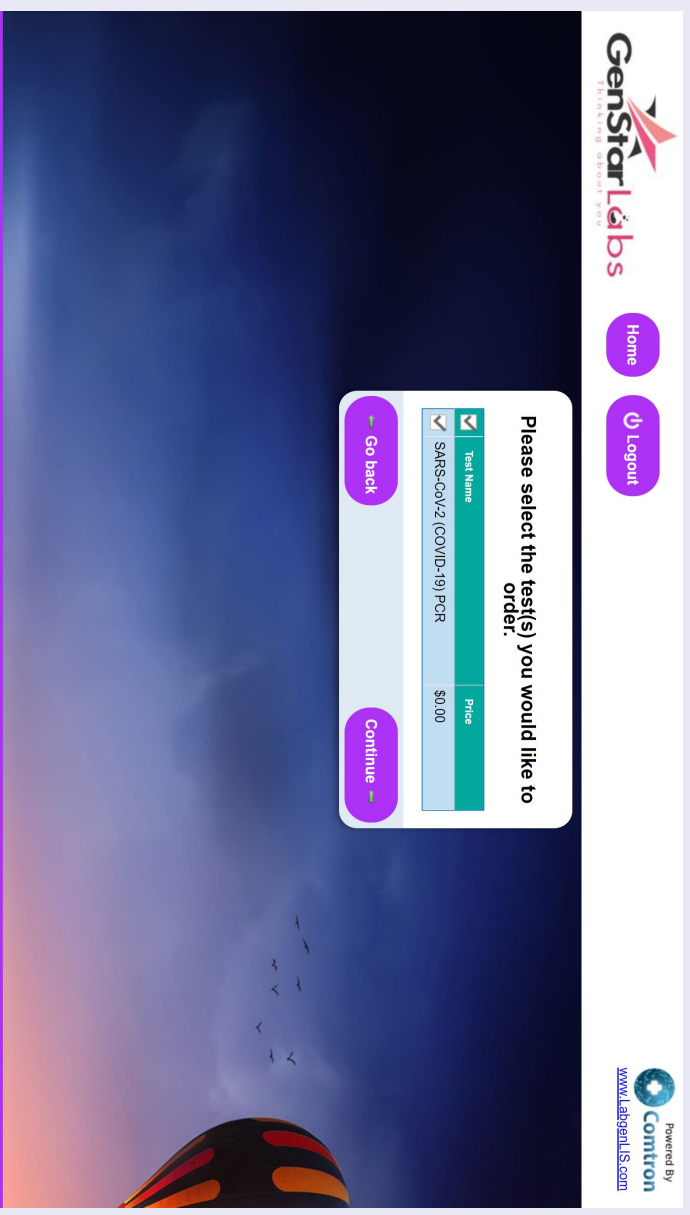
Once the authorization code, you will see a confirmation notification that account has been verified.



Registration Process

A default test will be check by the system for COVID-19 testing.

Click "CONTINUE" to go to next page



The screenshot displays the GenStar Labs registration interface. At the top, the GenStar Labs logo is on the left, and navigation buttons for 'Home' and 'Logout' are on the right. Below the navigation bar, a white box contains the instruction 'Please select the test(s) you would like to order.' and a table with test options. The table has two columns: 'Test Name' and 'Price'. A single row is visible, showing 'SARS-CoV-2 (COVID-19) PCR' with a price of '\$0.00'. Below the table, there are two buttons: 'Go back' and 'Continue'. The background of the page features a sunset sky with silhouettes of birds and a hot air balloon.

Test Name	Price
SARS-CoV-2 (COVID-19) PCR	\$0.00

Registration Process

Click the name of the patient. A window will open to verify that patient information before continuing.

This screenshot shows the first step of the registration process. At the top, the GenStar Labs logo is on the left, and navigation links for 'Home' and 'Logout' are in the center. On the right, it says 'Powered by Compton' with the URL 'www.compton.com'. The main heading is 'Please Select Patient'. Below it, a table lists two patients:

Name	ID#
SMITH, JOHN	08020221

Below the table, the instruction 'Click on your name above to continue' is followed by the text 'Or'. There are two buttons: a purple 'Add New Patient/Dependent' button and a light blue 'Go back' button.

This screenshot shows the second step of the registration process. The header and navigation elements are the same as in the first screenshot. The main heading is 'Patient Information'. The form contains several fields:

- Zip Code: 90038
- City: LOS ANGELES
- State: California (dropdown menu)
- Phone: (800) 000-0000
- Personal Physician (Optional):
 - Physician Name: (text field)
 - Physician Phone: (555) 555-5555
- Insurance Information:
 - ☒ I don't have insurance
 - US: ☐ Yes ☐ No
 - Other/Gen card holder?: (text field)
 - Primary: ☐ NO INSURANCE
 - Insurance: (text field)
 - Policy #: (text field)

At the bottom, there are two buttons: a light blue 'Go back' button and a purple 'Continue' button.

Registration Process

The next window will open to verify and provide consents for testing for COVID-19 screening.

GenStar Labs
Home Logout
Powered by Comiton
www.comiton.com

Please print the Name of Individual for Whom This Authorization is Given (e.g., name of student, employee or other person to be tested:

☐ Student ☐ Employee ☐ Other

TYPE SIGNATURE HERE
TYPE SIGNATURE HERE
08/23/2021

Sign

GenStar Labs
Home Logout
Powered by Comiton
www.comiton.com

Individual Tested Name-Last

First Middle

Date of Birth Grade Home Phone

NAME/ID/YYV (555) 555-5555

Name of School Parent/Legal Guardian Emergency Phone

(555) 555-5555

ACCEPTANCE

I, the undersigned, have been informed about the test process, procedures, possible benefits and risks. I have been given the opportunity to ask questions (where I consent) and I have been told that I can ask other questions at any time. I, (consent of the student, voluntarily agree to testing for COVID-19 screening at any time. I consent to student

Signature Relationship to student 08/23/2021

Address Telephone (555) 555-5555

Go back Sign

Registration Process

The next window will ask you to pick the school

GenStar Labs
THINKING ABOUT YOU

Home Logout

Once completed, Logout

1) Pick a Location that you want to visit

Location	Address	Phone
BENNETT/KEW ELEMENTARY SC	11710 S. Cherry Ave. INGLEWOOD, CA 90303	(999) 999-9999
OAK STREET ELEMENTARY SCH	633 South Oak St INGLEWOOD, CA 90301	(999) 999-9999
BEULAH PAYNE ELEMENTARY S	215 West 94th Street INGLEWOOD, CA 90301	(999) 999-9999
CENTINELA ELEMENTARY SCHOO	1123 Mariborough ave INGLEWOOD, CA 90302	(999) 999-9999
CHILD DEVELOPMENT CENTER	10409 10th Ave. INGLEWOOD, CA 90303	(999) 999-9999
CITY HONORS PREPARATORY A	120 W Regent Street INGLEWOOD, CA 90301	(999) 999-9999
CROZIER MIDDLE SCHOOL	120 W Regent Street INGLEWOOD, CA 90301	(999) 999-9999
FRANK D PARENT SCHOOL	5354 W 64th Street INGLEWOOD, CA 90302	(999) 999-9999

Click here if you do not need an appointment.

Skip the schedule and click this button as you do not need an appointment

2) Pick a Date to see available times.

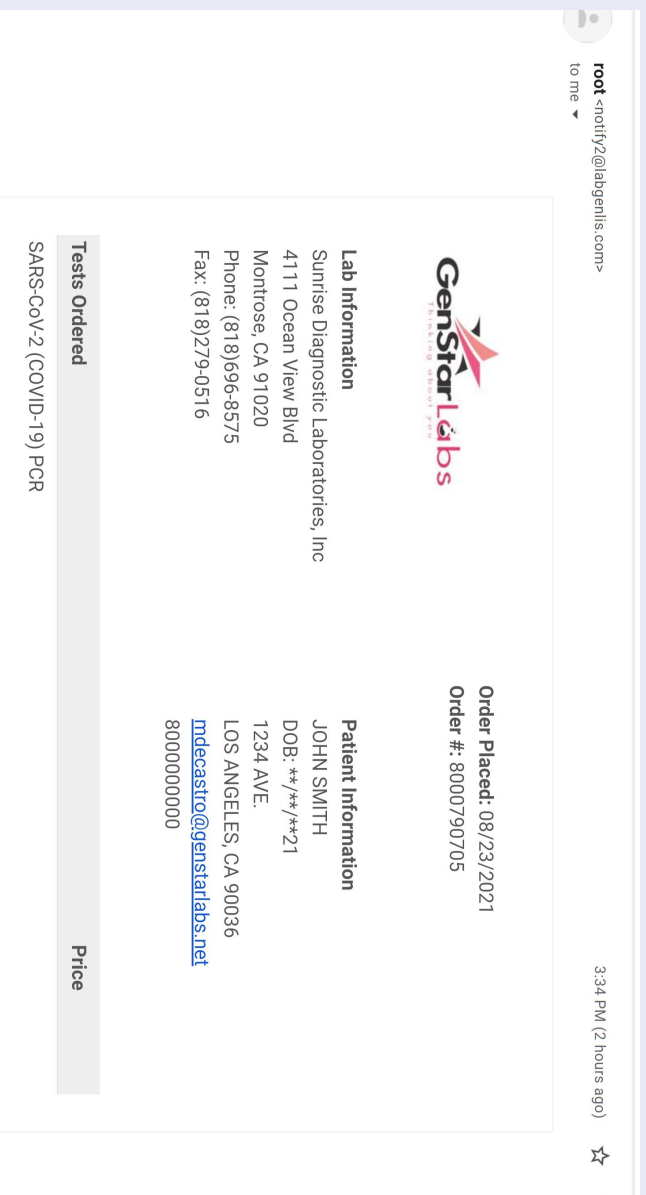
August 2021

S	M	T	W	T	F	S
1	2	3	4	5	6	7
8	9	10	11	12	13	14

Powered By
Comtron
www.LabgenLS.com


Registration Process

You will then receive a new email that showing that a test request has been received.



Obtaining Results

You will receive an email indicating that your results are ready.



5:55 PM (0 minutes ago)

☆ ↩

Fwd: Lab Results Notification

Youjoratory results are now ready.
Please click the link below to view:

****If you are using an Apple device, please do the following before attempting to view your results:**

1. Go to the Settings app on your device
2. Select Safari
3. Turn off "Block Pop-ups" (will turn grey once turned off).

You must provide your NAME and DATE OF BIRTH in addition to the following code in order to see the report:

Access code: 2108230002

<https://sunrise-lab-ca.labsvc.net/patientportal/index.html?accessCode=2108230002>

Patient Initials: A.K

Click the link and provide information requested indicated here to access test results.

↩ Reply

➡ Forward

The Testing Process

We'll guide you
throughout the
journey



School-based Testing Option

Plan: Molecular test screening once weekly

Why?

- Detect positive SARS-CoV-2 cases early
- Reduce number of new infection or outbreaks

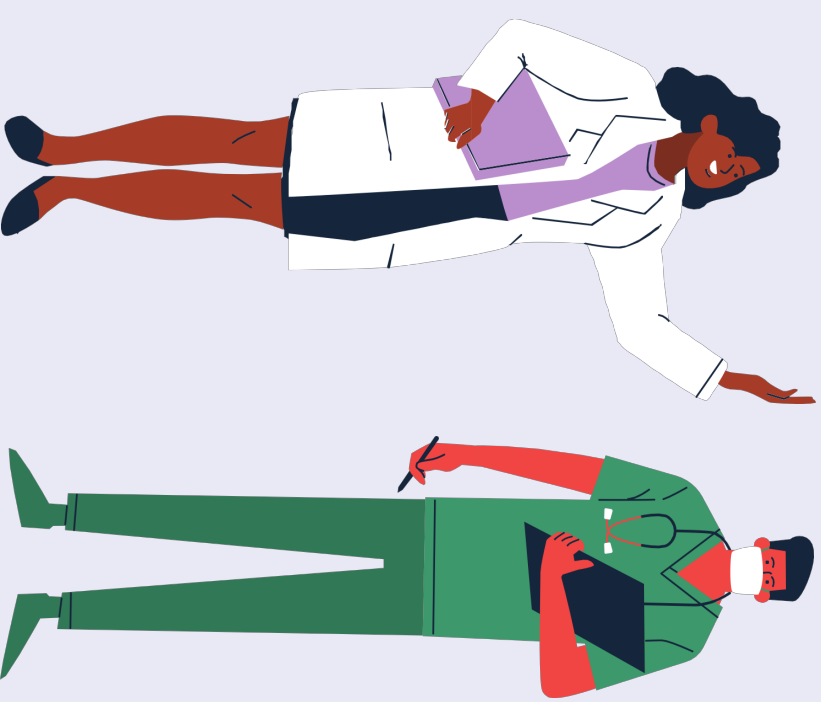
Start of the Day



GenStar Labs Staff to
Check-In with Point Person



GenStar Labs Staff
Set Up



During the Day

Test Screening via Grade Level


- In alphabetical order per room per section

Collection of Samples



Test Screening

Testing staff will supervise sample collection.



<https://www.cdc.gov/coronavirus/2019-ncov/testing/How-To-Collect-Anterior-Nasal-Specimen-for-COVID-19.pdf>

*All testing will follow the CDC guidance on How to Collect a Cheek Swab Specimen for COVID-19 Testing.

Collection of Samples

Oral Samples will be collected and stored.

Samples will be transported to lab within 24 hours for the fastest lab processing and turnaround.



Oral Sample Collection

Oral Samples will be collected and stored.

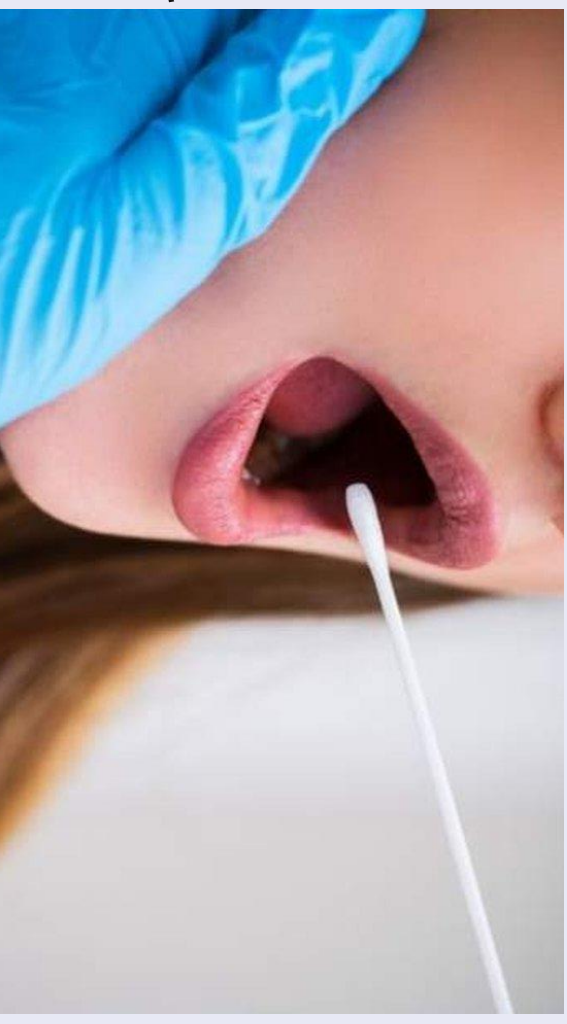
Samples will be collected using the swab and transport specimen tubes.



Oral Sample Collection

Samples will be collected from the mouth.

It is recommended that 20 minutes before the test that students do not eat or drink or brush their teeth.



Oral Sample Collection

Samples will be collected from the mouth.

Prior to the test, students will be instructed to deep breath and cough 3-5 times.



Oral Sample Collection

Samples will be collected from the mouth.

The mouth will be swabbed.

Areas that will be swabbed will include both cheeks, upper and lower gums, top of the tongue, under the tongue and roof of the mouth. This may last for 20 seconds.



Oral Sample Collection

Samples will be collected from the mouth.

The swabs will then be inserted in the transport specimen tubes for processing in the lab.




End of Day



Gather Samples




Deliver to Lab



24 - 48 Hours After Test Screening



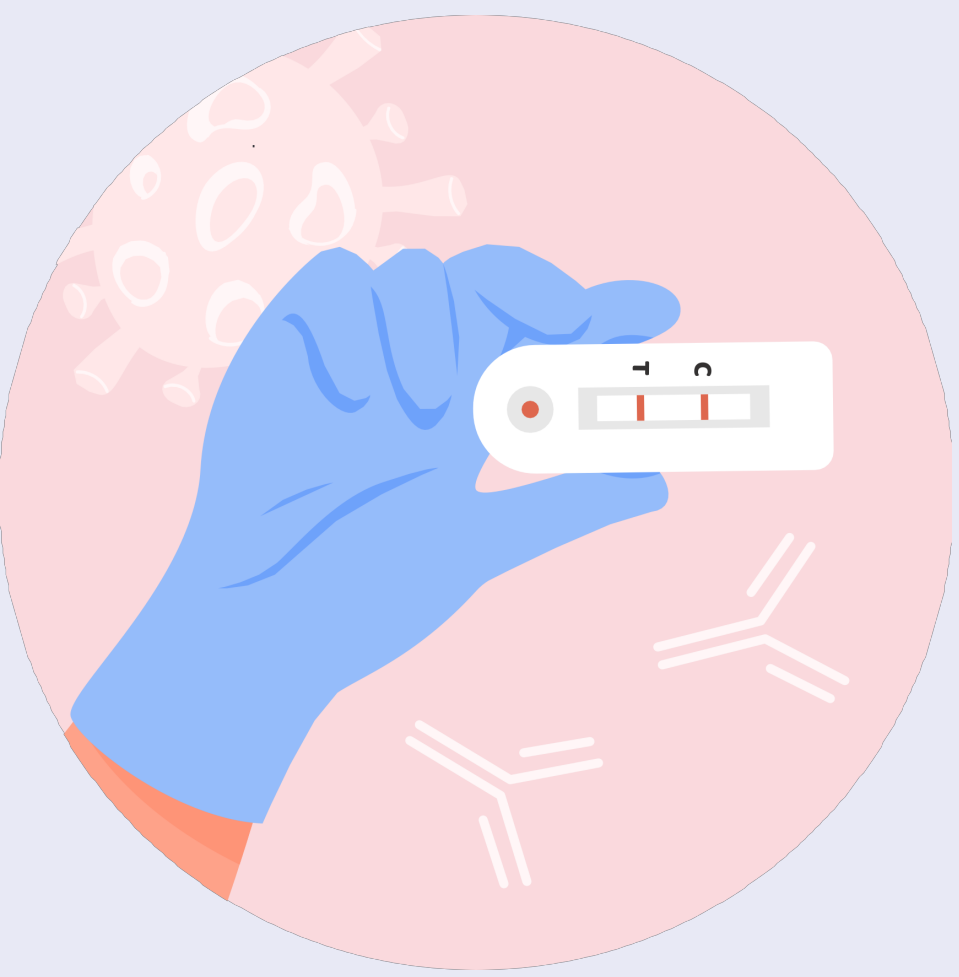
Communicate Results



Results

When results are available, a notification will be given to patients.

Samples will be transported to lab within 24 hours for the fastest lab processing and turnaround.



Finding the Best Solution

We will need to cooperate to plan a schedule that best fits with each school.

Elementary, Middle School, and High Schools will have different needs during the testing process.

Examining these needs will allow for a smooth test process and an efficient testing schedule.



Contact Us

Email Address

admin1@genstarlab.net

Website

www.genstarlabs.com

